

4185 m.

SHARK GRAND PRIX DE FRANCE

Qualifying Nr. 1
Classification

17



	Rider	Nation	Team	Motorcycle	Time	Lap	Total	Gap	Top Speed
1	32 Lorenzo SAVADORI	ITA	Aprilia Racing Team Gresini	APRILIA	1'42.550	5	5		293.2
2	10 Luca MARINI	ITA	SKY VR46 Avintia	DUCATI	1'43.352	9	9	0.802 0.802	298.5
3	41 Aleix ESPARGARO	SPA	Aprilia Racing Team Gresini	APRILIA	1'43.418	8	9	0.868 0.066	306.8
4	36 Joan MIR	SPA	Team SUZUKI ECSTAR	SUZUKI	1'43.422	9	9	0.872 0.004	304.0
5	42 Alex RINS	SPA	Team SUZUKI ECSTAR	SUZUKI	1'43.523	9	9	0.973 0.101	305.8
6	63 Francesco BAGNAIA	ITA	Ducati Lenovo Team	DUCATI	1'43.530	9	9	0.980 0.007	311.6
7	9 Danilo PETRUCCI	ITA	Tech 3 KTM Factory Racing	KTM	1'43.857	9	9	1.307 0.327	301.2
8	27 Iker LECUONA	SPA	Tech 3 KTM Factory Racing	KTM	1'44.324	9	9	1.774 0.467	303.1
9	73 Alex MARQUEZ	SPA	LCR Honda CASTROL	HONDA	1'45.146	5	6	2.596 0.822	305.8
10	53 Tito RABAT	SPA	Pramac Racing	DUCATI	1'45.590	6	7	3.040 0.444	300.3
11	33 Brad BINDER	RSA	Red Bull KTM Factory Racing	KTM	1'45.911	5	8	3.361 0.321	301.2
12	23 Enea BASTIANINI	ITA	Avintia Esponsorama	DUCATI	1'46.123	5	8	3.573 0.212	291.5

Practice condition: **Wet**

Air: 15°

Humidity: 79%

Ground: 22°

Fastest Lap:	Lap: 5	Lorenzo SAVADORI	1'42.550	146.9 Km/h
Best Race Lap:	2017	Maverick VIÑALES	1'32.309	163.2 Km/h
All Time Lap Record:	2018	Johann ZARCO	1'31.185	165.2 Km/h

The results are provisional until the end of the limit for protest and appeals.

Time limit for protest expires 30' after publication of the results - Time:

These data/results cannot be reproduced, stored and/or transmitted in whole or in part by any manner of electronic, mechanical, photocopying, recording, broadcasting or otherwise now known or herein after developed without the previous express consent by the copyright owner, except for reproduction in daily press and regular printed publications on sale to the public within 60 days of the event related to those data/results and always provided that copyright symbol appears together as follows below.


© DORNA, 2021

Official MotoGP Timing by TISSOT
www.motogp.com

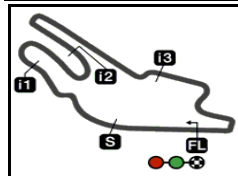
Le Mans, Saturday, May 15, 2021



Le Mans

Results and timing service provided by  TISSOT

MotoGP™



4185 m.

SHARK GRAND PRIX DE FRANCE**Qualifying Nr. 1****Top Speed & Average****18**

<i>Rider</i>	<i>Nation</i>	<i>Motorcycle</i>	<i>Top 5 speeds</i>					<i>Average</i>	<i>Top</i>
63 Francesco BAGNAIA	ITA	DUCATI	311.6	307.7	307.7	301.2	296.7	305.0	311.6
41 Aleix ESPARGARO	SPA	APRILIA	306.8	305.8	304.9	302.1	301.2	304.2	306.8
42 Alex RINS	SPA	SUZUKI	305.8	305.8	305.8	304.9	304.9	305.4	305.8
73 Alex MARQUEZ	SPA	HONDA	305.8	305.8	304.9	299.4	295.9	302.4	305.8
36 Joan MIR	SPA	SUZUKI	304.0	302.1	302.1	302.1	301.2	302.3	304.0
27 Iker LECUONA	SPA	KTM	303.1	302.1	301.2	301.2	301.2	301.8	303.1
9 Danilo PETRUCCI	ITA	KTM	301.2	298.5	298.5	298.5	298.5	299.0	301.2
33 Brad BINDER	RSA	KTM	301.2	298.5	297.6	294.1	290.7	296.4	301.2
53 Tito RABAT	SPA	DUCATI	300.3	300.3	298.5	294.1	291.5	296.0	300.3
10 Luca MARINI	ITA	DUCATI	298.5	296.7	295.9	292.4	290.7	294.8	298.5
32 Lorenzo SAVADORI	ITA	APRILIA	293.2	290.7	282.4	275.4		285.4	293.2
23 Enea BASTIANINI	ITA	DUCATI	291.5	289.0	286.5	286.5	282.4	287.2	291.5

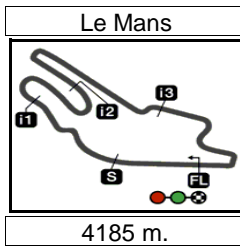
These data/results cannot be reproduced, stored and/or transmitted in whole or in part by any manner of electronic, mechanical, photocopying, recording, broadcasting or otherwise now known or herein after developed without the previous express consent by the copyright owner, except for reproduction in daily press and regular printed publications on sale to the public within 60 days of the event related to those data/results and always provided that copyright symbol appears together as follows below.

© DORNA, 2021

Official MotoGP Timing by TISSOT
www.motogp.com



Le Mans, Saturday, May 15, 2021



Results and timing service provided by TISSOT

MotoGP™

SHARK GRAND PRIX DE FRANCE

Qualifying Nr. 1

Chronological Analysis of Performances

19

* Lap / Sector time cancelled

T1 Time from finish line to 1st intermediate

T3 Time from 2nd intermed. to 3rd intermed.

P Crossing the finish line in pit lane

T2 Time from 1st intermed. to 2nd intermed.

T4 Time from 3rd intermediate to finish line

** Tyre data subject to further updates

Lap	Lap Time	T1	T2	T3	T4	Speed	Lap	Lap Time	T1	T2	T3	T4	Speed		
1st	32	Lorenzo SAVADORI APRILIA ITA Aprilia Racing Team Gresini						4th	36	Joan MIR SUZUKI SPA Team SUZUKI ECSTAR					
		Runs=2	Total laps=6	Full laps=3					Runs=1	Total laps=9	Full laps=7				
Run #	1	Front Tyre	Wet-Soft	Rear Tyre	Wet-Soft		Run #	1	Front Tyre	Wet-Soft	Rear Tyre	Wet-Soft			
		New Tyre		New Tyre					New Tyre		New Tyre				
1	2'16.278	35.555	26.274	32.190	33.233		1	2'11.626	35.437	25.427	30.341	29.067			
	unfinished	25.367	25.209	30.004	275.4		2	1'46.539	24.598	24.317	29.100	28.524	287.3		
Run #	2	Front Tyre	Wet-Medium	Rear Tyre	Wet-Medium		Run #	3	Front Tyre	Wet-Soft	Rear Tyre	Wet-Soft			
		New Tyre		New Tyre					New Tyre		New Tyre				
2	2'05.353 *	34.731	26.541 *	31.472	32.609		3	1'45.635	24.336	24.067	28.974	28.258	284.1		
3	1'47.016 *	24.440	24.967 *	28.921	28.688	282.4	4	1'44.995	24.116	23.768	28.946	28.165	298.5		
4	1'43.517	23.284	23.612	28.524	28.097	293.2	5	1'53.631 *	23.725	23.718	38.059 *	28.129	302.1		
5	1'42.550	22.866	23.617	28.096	27.971	290.7	6	1'45.963	23.972	24.190	29.550	28.251	302.1		
							7	1'47.223	23.566	25.686	29.414	28.557	301.2		
							8	1'44.017	23.368	23.640	28.755	28.254	302.1		
							9	1'43.422	22.968	23.680	28.601	28.173	304.0		
2nd	10	Luca MARINI DUCATI ITA SKY VR46 Avintia						5th	42	Alex RINS SUZUKI SPA Team SUZUKI ECSTAR					
		Runs=1	Total laps=9	Full laps=8					Runs=1	Total laps=9	Full laps=6				
Run #	1	Front Tyre	Wet-Soft	Rear Tyre	Wet-Soft		Run #	1	Front Tyre	Wet-Medium	Rear Tyre	Wet-Soft			
		New Tyre		New Tyre					New Tyre		New Tyre				
1	2'21.320	36.555	27.304	32.073	31.406				1 Laps at start						
2	1'50.658	25.673	25.097	30.674	29.214	261.0	1	2'33.562	33.977	25.816	31.999	29.305			
3	1'47.256	24.716	24.591	29.479	28.470	284.1	2	1'47.270 *	24.234	24.675	29.622	28.739 *	304.9		
4	1'46.671	24.293	24.550	29.472	28.356	290.7	3	1'45.987	23.926	24.371	29.232	28.458	305.8		
5	1'46.029	23.940	24.382	29.336	28.371	295.9	4	1'45.338	23.751	24.153	29.073	28.361	305.8		
6	1'45.316	23.853	24.276	29.025	28.162	289.0	5	1'46.064	23.628	24.214	29.486	28.736	305.8		
7	1'47.884	23.634	24.013	30.851	29.386	296.7	6	1'45.227	23.552	24.065	29.161	28.449	303.1		
8	1'43.968	23.285	23.676	28.683	28.324	298.5	7	1'46.286 *	23.408	24.707 *	29.422	28.749	304.0		
9	1'43.352	23.011	23.365	28.686	28.290	292.4	8	1'45.832	23.156	23.755	29.084	29.837	304.0		
3rd	41	Alex ESPARGARO APRILIA SPA Aprilia Racing Team Gresini						6th	63	Francesco BAGNAIA DUCATI ITA Ducati Lenovo Team					
		Runs=1	Total laps=9	Full laps=6					Runs=1	Total laps=9	Full laps=8				
Run #	1	Front Tyre	Wet-Soft	Rear Tyre	Wet-Soft		Run #	1	Front Tyre	Wet-Soft	Rear Tyre	Wet-Soft			
		New Tyre		New Tyre					New Tyre		New Tyre				
1	2'13.432	37.228	27.149	32.985	31.012		1	2'21.318	38.842	27.551	31.561	30.900			
2	1'48.559	24.886	24.793	29.996	28.884	290.7	2	1'48.614	24.985	24.788	29.966	28.875	274.7		
3	1'46.864	24.346	24.388	29.469	28.661	301.2	3	1'46.532	24.155	24.578	29.392	28.407	289.8		
4	1'45.620	24.133	24.164	29.142	28.181	302.1	4	1'46.176	23.997	24.378	29.418	28.383	295.9		
5	1'44.720	23.563	23.999	28.942	28.216	306.8	5	1'45.777	23.804	24.407	29.266	28.300	301.2		
6	2'02.081	29.496	28.953	33.067	30.565	295.0	6	1'45.312	23.651	24.289	29.074	28.298	296.7		
7	1'49.543 *	23.571	26.995 *	30.068	28.909	304.9	7	1'50.977	23.314	24.206	34.310	29.147	307.7		
8	1'43.418	23.083	23.639	28.315	28.381	305.8	8	1'44.115	23.075	23.938	28.823	28.279	307.7		
9	1'57.295 P	24.707 *	24.945	31.958	35.685	232.4	9	1'43.530	22.680	23.744	28.697	28.409	311.6		

Fastest Lap: Lorenzo SAVADORI Aprilia Racing Team ITA **1'42.550** 22.866 23.617 28.096 27.971

These data/results cannot be reproduced, stored and/or transmitted in whole or in part by any manner of electronic, mechanical, photocopying, recording, broadcasting or otherwise now known or herein after developed without the previous express consent by the copyright owner, except for reproduction in daily press and regular printed publications on sale to the public within 60 days of the event related to those data/results and always provided that copyright symbol appears together as follows below.
© DORNA, 2021

Official MotoGP Timing by TISSOT
www.motogp.com

Le Mans, Saturday, May 15, 2021

Page 1 of 2



Qualifying Nr. 1

MotoGP

Lap	Lap Time	T1	T2	T3	T4	Speed	Lap	Lap Time	T1	T2	T3	T4	Speed		
7th	9	Danilo PETRUCCI				KTM	ITA	11th	33	Brad BINDER				KTM	RSA
Tech 3 KTM Factory Racing							Red Bull KTM Factory Racing								
Runs=1 Total laps=9 Full laps=8							Runs=1 Total laps=8 Full laps=5								
Run #	1	Front Tyre	Wet-Medium	Rear Tyre	Wet-Soft		Run #	1	Front Tyre	Wet-Medium	Rear Tyre	Wet-Soft			
			New Tyre		New Tyre					New Tyre		New Tyre			
1	2'15.690	35.044	26.235	30.761	30.727		1	2'21.960	35.883	26.566	31.575	31.191			
2	1'51.628	24.526	24.950	32.559	29.593	288.2	2	1'49.305	25.354	24.808	30.056	29.087	287.3		
3	1'46.371	24.285	24.205	29.186	28.695	295.0	3	1'47.663	24.846	24.506	29.636	28.675	290.7		
4	1'50.427	25.262	25.159	31.406	28.600	301.2	4	1'46.650	24.404	24.215	29.607	28.424	289.8		
5	1'45.342	23.800	24.075	29.213	28.254	298.5	5	1'45.911	23.913	24.164	29.366	28.468	298.5		
6	1'44.879	23.548	23.933	29.149	28.249	298.5	6	1'55.896	23.907	24.190	32.926	34.873	294.1		
7	1'47.142	23.345	23.901	31.138	28.758	298.5	7	1'51.314 *	23.926	25.428*	31.785	30.175	301.2		
8	1'45.878	23.211	24.331	29.528	28.808	298.5	8	1'45.799 *	23.582	24.128*	29.349	28.740	297.6		
9	1'43.857	23.024	23.528	28.922	28.383	296.7									

8th	27	Iker LECUONA				KTM	SPA
Tech 3 KTM Factory Racing							
Runs=1 Total laps=9 Full laps=7							
Run #	1	Front Tyre	Wet-Soft	Rear Tyre	Wet-Soft		
			missing data		missing data		
		**	Laps at start	**	Laps at start		
1	2'12.412	35.621	26.589	32.868	30.247		
2	1'47.490	24.734	24.542	29.681	28.533	287.3	
3	1'46.053	24.207	24.232	29.307	28.307	301.2	
4	1'45.828	24.005	24.103	29.334	28.386	303.1	
5	1'45.414	23.714	24.154	29.142	28.404	302.1	
6	1'51.601	23.762	24.192	30.637	33.010	300.3	
7	1'47.646 *	23.614	24.027*	31.228	28.777	296.7	
8	1'45.012	23.547	23.838	29.075	28.552	301.2	
9	1'44.324	23.345	23.644	28.829	28.506	301.2	

9th	73	Alex MARQUEZ				HONDA	SPA
LCR Honda CASTROL							
Runs=1 Total laps=7 Full laps=4							
Run #	1	Front Tyre	Wet-Medium	Rear Tyre	Wet-Soft		
			New Tyre		New Tyre		
1	2'12.887	35.171	26.259	32.544	30.404		
2	1'48.617	24.913	24.696	30.224	28.784	289.0	
3	1'46.486	24.441	24.452	29.218	28.375	295.9	
4	1'45.674	23.886	24.339	29.114	28.335	299.4	
5	1'45.146	23.497	24.040	29.239	28.370	304.9	
6	1'52.683 *	24.169*	25.942	32.740	29.832	305.8	
	unfinished	23.243				305.8	

10th	53	Tito RABAT				DUCATI	SPA
Pramac Racing							
Runs=1 Total laps=8 Full laps=5							
Run #	1	Front Tyre	Wet-Soft	Rear Tyre	Wet-Soft		
			New Tyre		New Tyre		
1	2'14.718	34.483	26.425	30.661	29.934		
2	1'48.439	24.898	24.979	29.679	28.883	291.5	
3	1'46.737	24.370	24.477	29.289	28.601	294.1	
4	1'46.157	24.077	24.295	29.504	28.281	300.3	
5	2'02.719	23.712	40.859	29.749	28.399	300.3	
6	1'45.590	23.558	24.065	29.262	28.705	288.2	
7	1'47.152 *	23.626	24.666*	29.638	29.222	291.5	
	unfinished	23.314				298.5	

Fastest Lap: Lorenzo SAVADORI Aprilia Racing Team ITA **1'42.550** 22.866 23.617 28.096 27.971

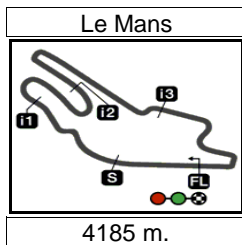
These data/results cannot be reproduced, stored and/or transmitted in whole or in part by any manner of electronic, mechanical, photocopying, recording, broadcasting or otherwise now known or herein after developed without the previous express consent by the copyright owner, except for reproduction in daily press and regular printed publications on sale to the public within 60 days of the event related to those data/results and always provided that copyright symbol appears together as follows below.
© DORNA, 2021

Official MotoGP Timing by TISSOT
www.motogp.com

Le Mans, Saturday, May 15, 2021

Page 2 of 2





Results and timing service provided by **TISSOT**

MotoGP™

SHARK GRAND PRIX DE FRANCE

After the Qualifying Nr. 1
Event Best Maximum Speed



<i>Rider</i>	<i>Nation Team</i>	<i>Motorcycle</i>	<i>Km/h</i>	
73 Alex MARQUEZ	SPA LCR Honda CASTROL	HONDA	323.7	Free Practice Nr. 4
44 Po ESPARGARO	SPA Repsol Honda Team	HONDA	321.6	Free Practice Nr. 4
63 Francesco BAGNAIA	ITA Ducati Lenovo Team	DUCATI	320.6	Free Practice Nr. 4
5 Johann ZARCO	FRA Pramac Racing	DUCATI	320.6	Free Practice Nr. 2
43 Jack MILLER	AUS Ducati Lenovo Team	DUCATI	320.6	Free Practice Nr. 4
36 Joan MIR	SPA Team SUZUKI ECSTAR	SUZUKI	318.5	Free Practice Nr. 4
30 Takaaki NAKAGAMI	JPN LCR Honda IDEMITSU	HONDA	317.5	Free Practice Nr. 4
10 Luca MARINI	ITA SKY VR46 Avintia	DUCATI	317.5	Free Practice Nr. 4
42 Alex RINS	SPA Team SUZUKI ECSTAR	SUZUKI	317.5	Free Practice Nr. 4
93 Marc MARQUEZ	SPA Repsol Honda Team	HONDA	316.5	Free Practice Nr. 2
23 Enea BASTIANINI	ITA Avintia Esponsorama	DUCATI	316.5	Free Practice Nr. 4
20 Fabio QUARTARARO	FRA Monster Energy Yamaha MotoGP	YAMAHA	315.5	Free Practice Nr. 2
41 Aleix ESPARGARO	SPA Aprilia Racing Team Gresini	APRILIA	315.5	Free Practice Nr. 2
88 Miguel OLIVEIRA	POR Red Bull KTM Factory Racing	KTM	314.5	Free Practice Nr. 4
33 Brad BINDER	RSA Red Bull KTM Factory Racing	KTM	314.5	Free Practice Nr. 4
12 Maverick VIÑALES	SPA Monster Energy Yamaha MotoGP	YAMAHA	314.5	Free Practice Nr. 4
27 Iker LECUONA	SPA Tech 3 KTM Factory Racing	KTM	313.5	Free Practice Nr. 4
46 Valentino ROSSI	ITA Petronas Yamaha SRT	YAMAHA	312.6	Free Practice Nr. 2
53 Tito RABAT	SPA Pramac Racing	DUCATI	312.6	Free Practice Nr. 4
9 Danilo PETRUCCI	ITA Tech 3 KTM Factory Racing	KTM	310.6	Free Practice Nr. 4
21 Franco MORBIDELLI	ITA Petronas Yamaha SRT	YAMAHA	310.6	Free Practice Nr. 2
32 Lorenzo SAVADORI	ITA Aprilia Racing Team Gresini	APRILIA	309.6	Free Practice Nr. 4

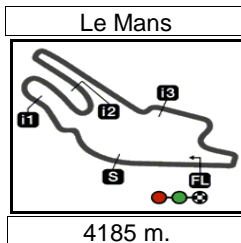
These data/results cannot be reproduced, stored and/or transmitted in whole or in part by any manner of electronic, mechanical, photocopying, recording, broadcasting or otherwise now known or herein after developed without the previous express consent by the copyright owner, except for reproduction in daily press and regular printed publications on sale to the public within 60 days of the event related to those data/results and always provided that copyright symbol appears together as follows below.

© DORNA, 2021

Official MotoGP Timing by **TISSOT**
 www.motogp.com

Le Mans, Saturday, May 15, 2021





Results and timing service provided by **TISSOT**

SHARK GRAND PRIX DE FRANCE

Qualifying Nr. 1

Best Partial Times

MotoGP™

IT Ideal Lap Time, sum of the best partial times

BT Best Lap Time


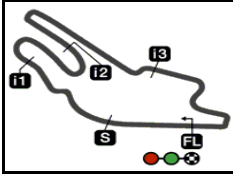
T1			T2			T3			T4				
<i>Pos</i>	<i>Rider</i>	<i>Time</i>	<i>Rider</i>	<i>Time</i>	<i>Rider</i>	<i>Time</i>	<i>Rider</i>	<i>Time</i>	<i>Pos</i>	<i>Rider</i>	<i>IT</i>	<i>BT</i>	
1	F.BAGNAIA	22.680	L.MARINI	23.365	L.SAVADORI	28.096	L.SAVADORI	27.971	1	L.SAVADORI	1'42.545	1'42.550 (1)	
2	L.SAVADORI	22.866	A.RINS	23.521	A.ESPARGARO	28.315	J.MIR	28.129	2	A.ESPARGAR	1'43.218	1'43.418 (3)	
3	A.RINS	22.951	D.PETRUCCI	23.528	A.RINS	28.516	L.MARINI	28.162	3	L.MARINI	1'43.221	1'43.352 (2)	
4	J.MIR	22.968	L.SAVADORI	23.612	J.MIR	28.601	A.ESPARGARO	28.181	4	J.MIR	1'43.338	1'43.422 (4)	
5	L.MARINI	23.011	A.ESPARGARO	23.639	L.MARINI	28.683	D.PETRUCCI	28.249	5	A.RINS	1'43.349	1'43.523 (5)	
6	D.PETRUCCI	23.024	J.MIR	23.640	F.BAGNAIA	28.697	F.BAGNAIA	28.279	6	F.BAGNAIA	1'43.400	1'43.530 (6)	
7	A.ESPARGARO	23.083	I.LECUONA	23.644	I.LECUONA	28.829	T.RABAT	28.281	7	D.PETRUCCI	1'43.723	1'43.857 (7)	
8	A.MARQUEZ	23.243	F.BAGNAIA	23.744	D.PETRUCCI	28.922	I.LECUONA	28.307	8	I.LECUONA	1'44.125	1'44.324 (8)	
9	T.RABAT	23.314	A.MARQUEZ	24.040	A.MARQUEZ	29.114	A.MARQUEZ	28.335	9	A.MARQUEZ	1'44.732	1'45.146 (9)	
10	I.LECUONA	23.345	T.RABAT	24.065	E.BASTIANINI	29.187	E.BASTIANINI	28.342	10	T.RABAT	1'44.922	1'45.590 (10)	
11	B.BINDER	23.582	B.BINDER	24.164	T.RABAT	29.262	A.RINS	28.361	11	B.BINDER	1'45.519	1'45.911 (11)	
12	E.BASTIANINI	23.835	E.BASTIANINI	24.209	B.BINDER	29.349	B.BINDER	28.424	12	E.BASTIANINI	1'45.573	1'46.123 (12)	

These data/results cannot be reproduced, stored and/or transmitted in whole or in part by any manner of electronic, mechanical, photocopying, recording, broadcasting or otherwise now known or herein after developed without the previous express consent by the copyright owner, except for reproduction in daily press and regular printed publications on sale to the public within 60 days of the event related to those data/results and always provided that copyright symbol appears together as follows below.
© DORNA, 2021

Official MotoGP Timing by **TISSOT**
www.motogp.com




Le Mans

Results and timing service provided by **MotoGP™**

4185 m.

SHARK GRAND PRIX DE FRANCE**Qualifying Nr. 1****Fastest Laps Sequence**

<i>Practice Time</i>	 <i>Rider</i>	<i>Nation</i>	<i>Motorcycle</i>	<i>Time</i>	<i>Km/h</i>	<i>Rider's Lap</i>
3'58.165	36 Joan MIR	SPA	SUZUKI	1'46.539	141.4	2
5'43.800	36 Joan MIR	SPA	SUZUKI	1'45.635	142.6	3
7'28.795	36 Joan MIR	SPA	SUZUKI	1'44.995	143.4	4
9'19.195	41 Aleix ESPARGARO	SPA	APRILIA	1'44.720	143.8	5
14'39.629	36 Joan MIR	SPA	SUZUKI	1'44.017	144.8	8
14'49.102	10 Luca MARINI	ITA	DUCATI	1'43.968	144.9	8
14'50.529	32 Lorenzo SAVADORI	ITA	APRILIA	1'43.517	145.5	4
14'54.237	41 Aleix ESPARGARO	SPA	APRILIA	1'43.418	145.6	8
16'32.454	10 Luca MARINI	ITA	DUCATI	1'43.352	145.7	9
16'33.079	32 Lorenzo SAVADORI	ITA	APRILIA	1'42.550	146.9	5

These data/results cannot be reproduced, stored and/or transmitted in whole or in part by any manner of electronic, mechanical, photocopying, recording, broadcasting or otherwise now known or herein after developed without the previous express consent by the copyright owner, except for reproduction in daily press and regular printed publications on sale to the public within 60 days of the event related to those data/results and always provided that copyright symbol appears together as follows below.

© DORNA, 2021

Official MotoGP Timing by **TISSOT**
www.motogp.com

Le Mans, Saturday, May 15, 2021